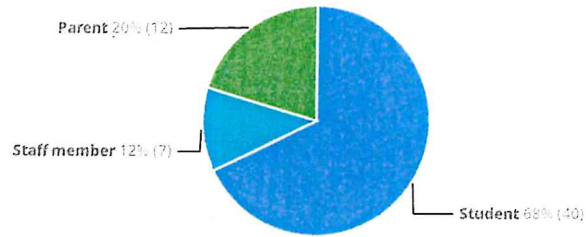



2025 Hardeman School Report / Overview Pages



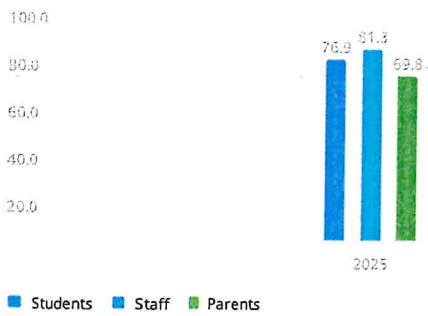
Number of Respondents 2025 89



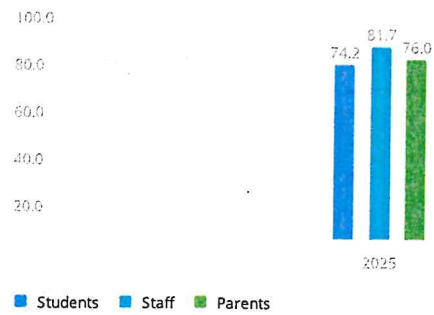
All Stakeholders were asked these same questions. These are all three groups' responses averaged.



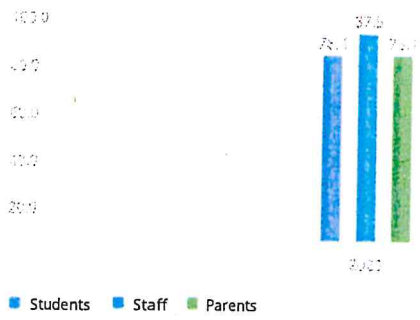
Sense of Community



Students' Feelings of Belonging



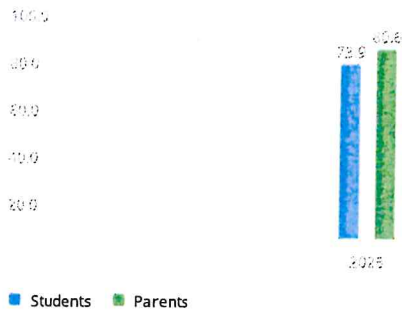
Parents' Involvement at School



Students' Sense of Autonomy



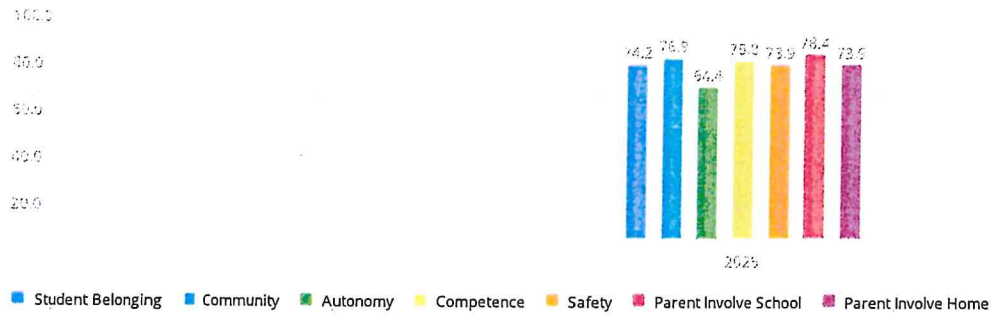
Parents' Involvement at Home



Staff-Parent Relationships



Student Summary



Parent Summary



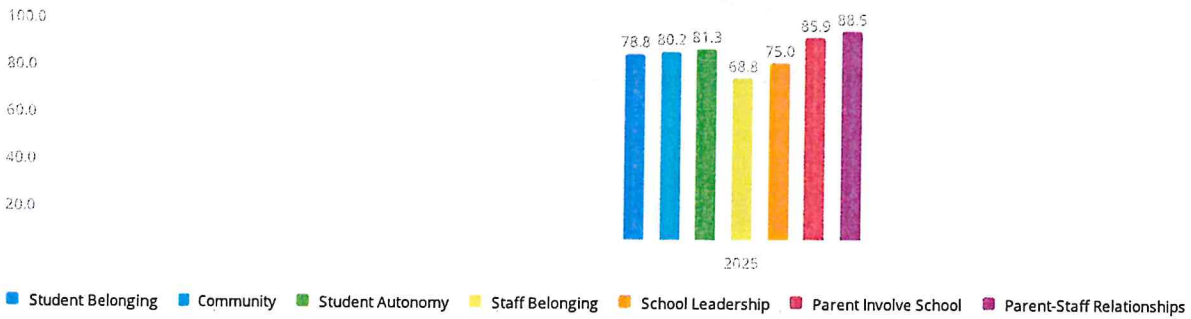
2025 Number of Staff Respondents 6



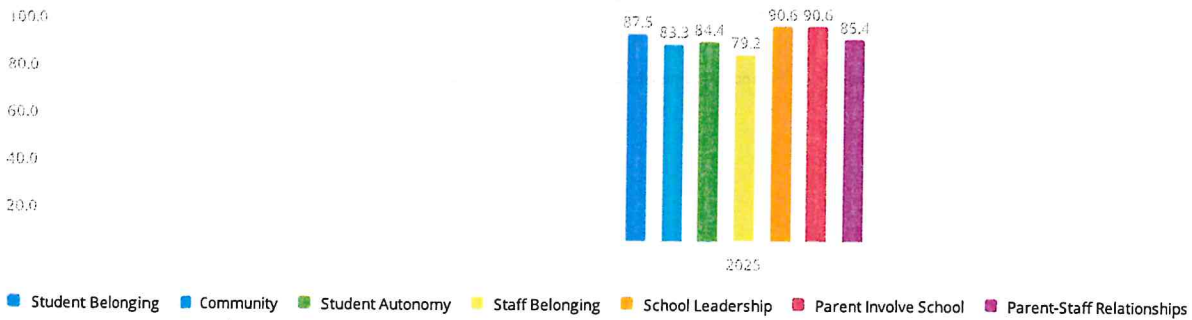
All Staff Summary



Certified Staff Summary



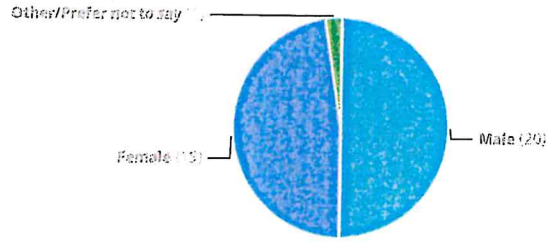
Non-Certified Staff Summary



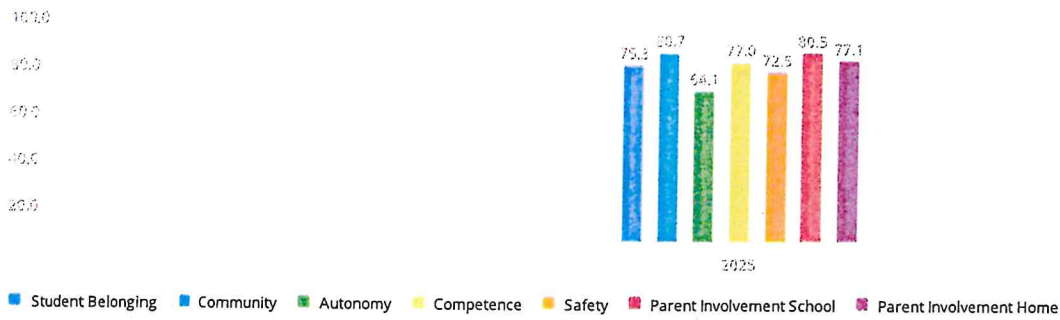
2025 Hardeman School Report / by Gender

Students' Responses by Gender

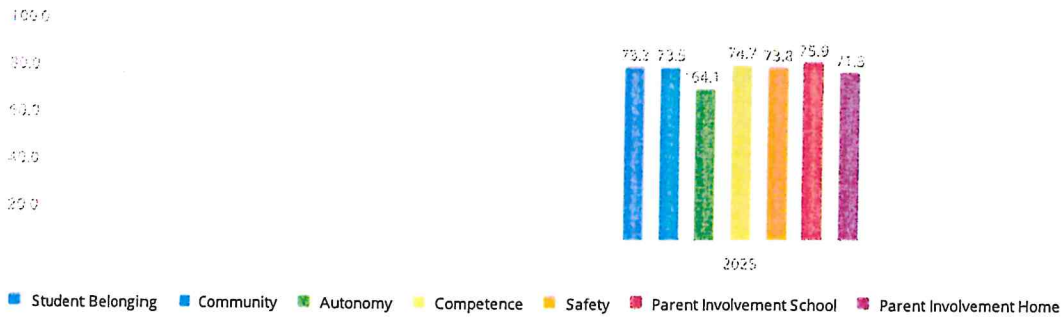
Number of Respondents Gender 2025 49 ▼



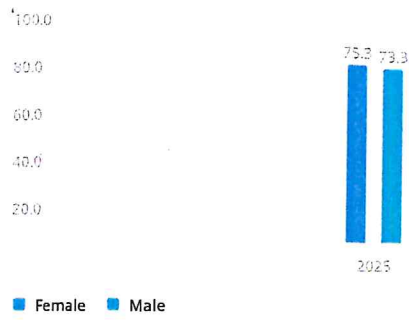
Female Overview ▼



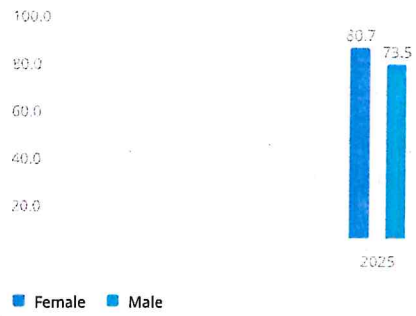
Male Overview ▼



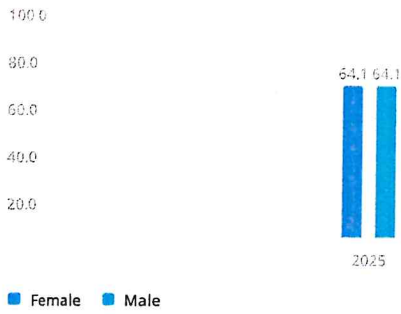
Students' Feelings of Belonging



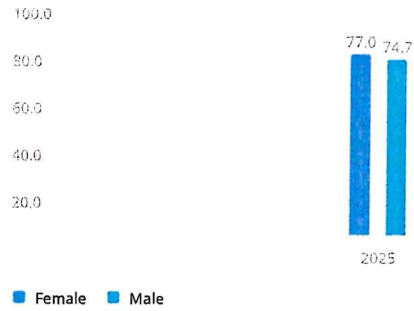
Students' Sense of Community



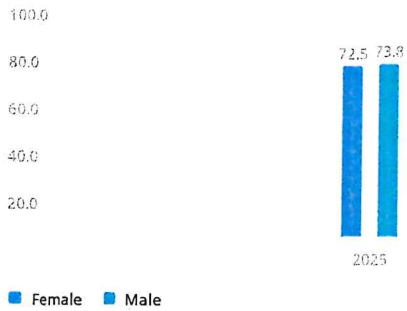
Students' Sense of Autonomy



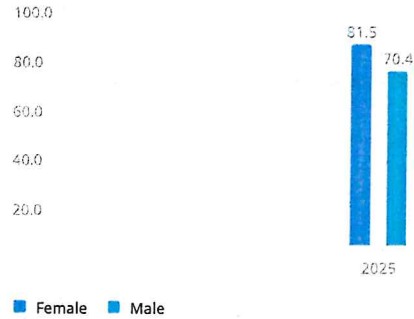
Students' Sense of Competence



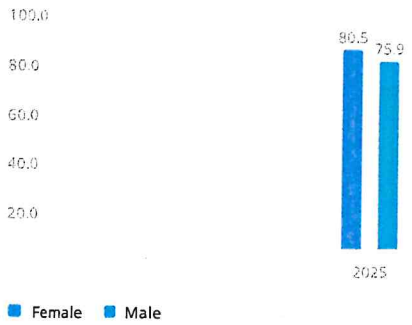
Students' Sense of Safety



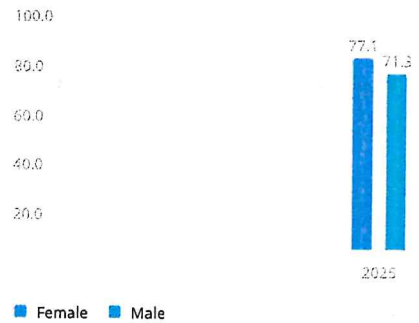
Students' Sense of Engagement (Grades 6-8 ONLY)



Students' Perception of Parent Involvement - School



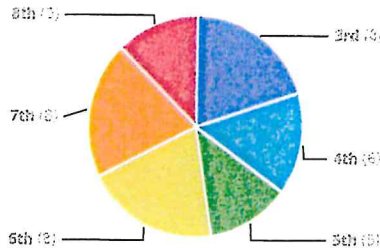
Students' Perception of Parent Involvement - Home



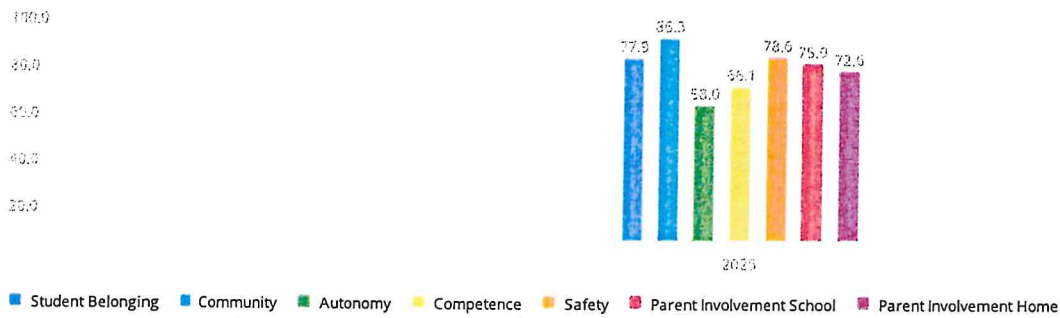
2025 Hardeman School Report / by Grade Level

Students' Responses by Grade Level

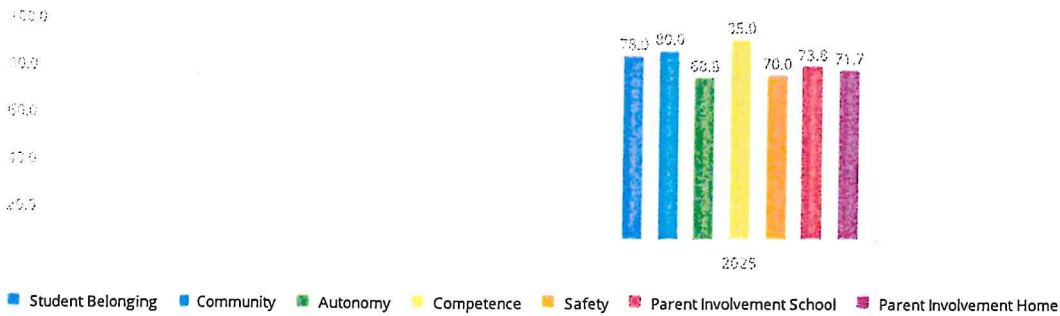
Number of Respondents: Grade Level 2025 49 ▾



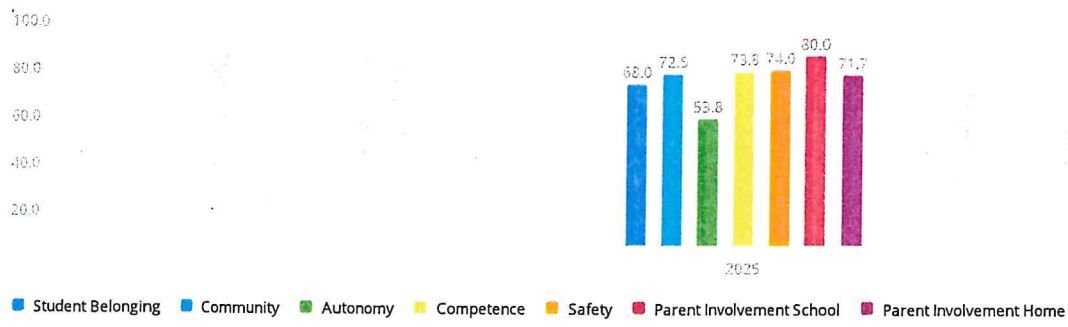
3rd Grade Overview ▾



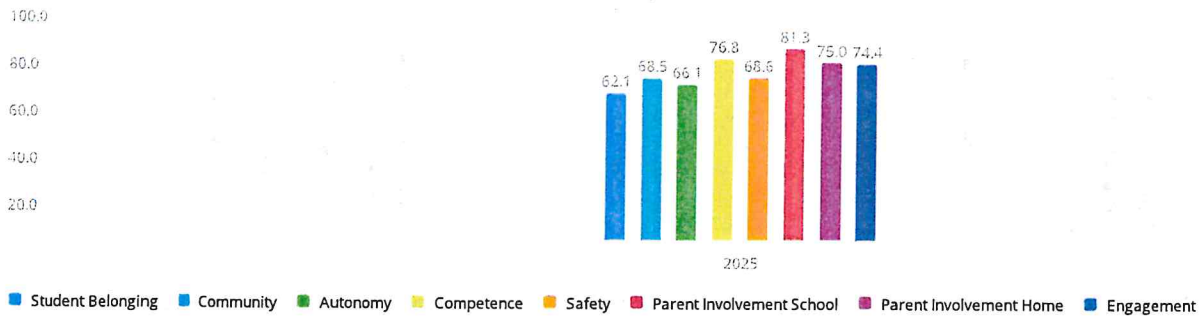
4th Grade Overview ▾



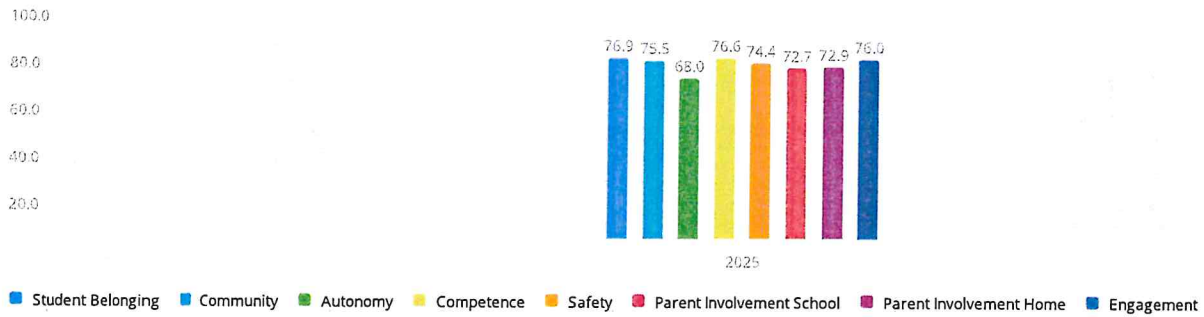
5th Grade Overview



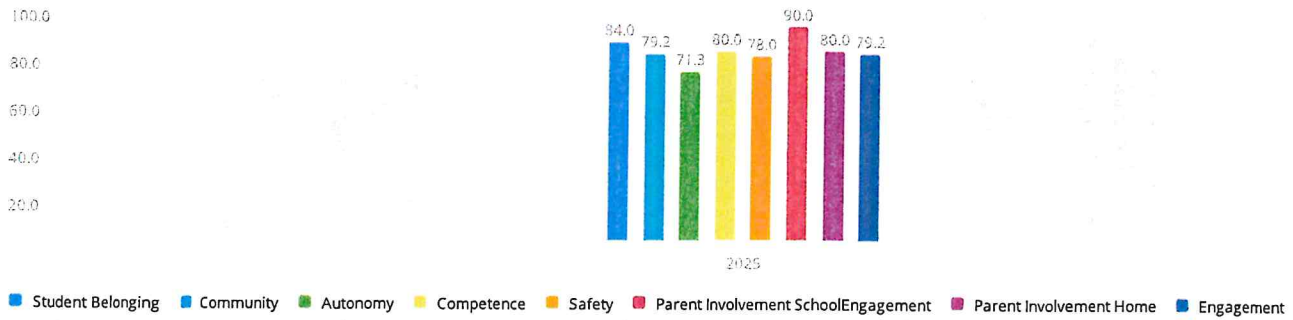
6th Grade Overview



7th Grade Overview



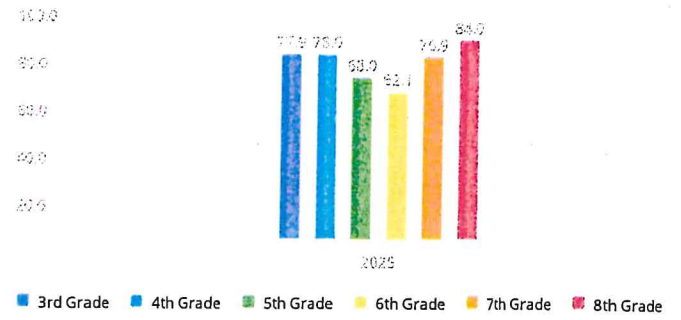
8th Grade Overview



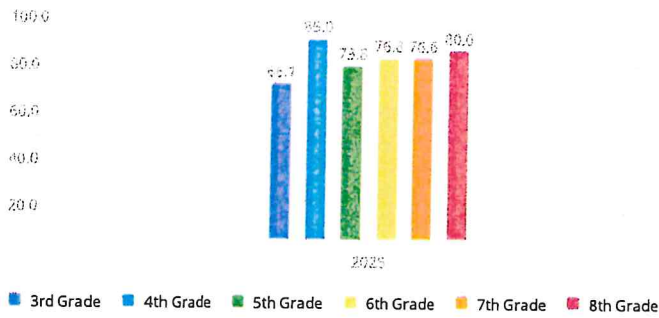
Students' Feelings of Autonomy



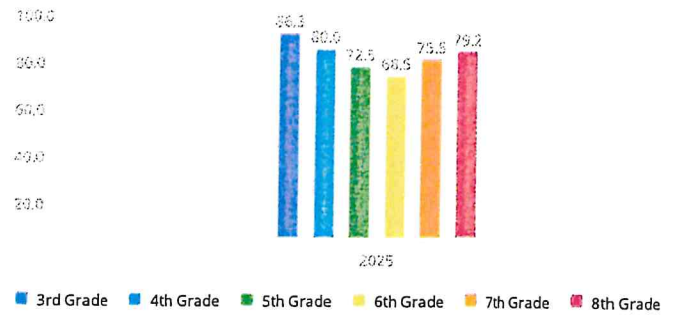
Students' Feelings of Belonging



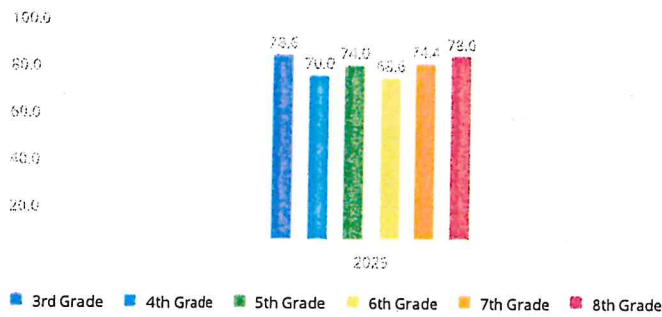
Students' Sense of Competence




Students' Sense of Community



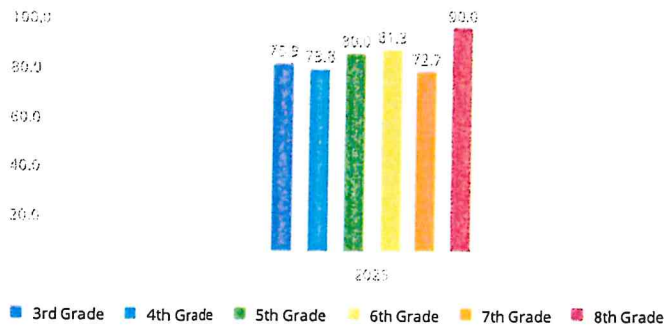
Students' Sense of Safety



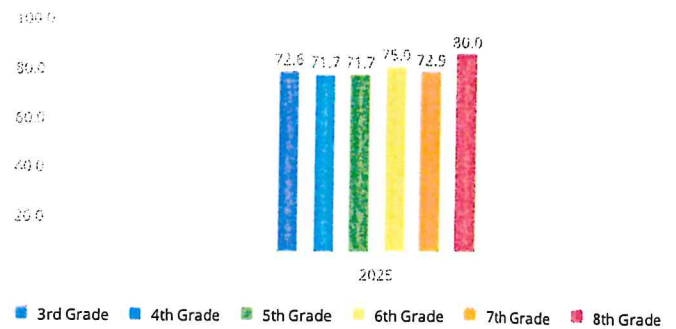
Students' Sense of Engagement (Grades 6-8 ONLY)



Students' Perception of Parent Involvement - School



Students' Perception of Parent Involvement - Home



2025 Hardeman School Report / SOC

Schools of Character Application Questions

The Schools of Character application requires schools to provide annual culture and climate data as part of their portfolio. The application asks for data results in four categories: Bullying is infrequent and students feel safe; Students respect each other; Teachers and students respect each other; Teachers and parents respect each other. Schools may choose any question from any survey that addresses each of these categories. Schools simply report which group of stakeholders took the survey, the number of stakeholders that answered the question, and the percentage that report a positive perception.

This section of your eSurvey report contains responses to individual questions. Student responses are provided for you to include in your application for the first two categories since both categories are solely about students. The next two categories are each about two different stakeholder groups whose perception of the same concept might look very different. For that reason, we have provided the responses from both stakeholder groups regarding their perceptions, as it may be helpful for implementation. For the sake of your application, you only need to include one piece of data, but you should, when possible, use the same question and stakeholder group year over year in your reporting.

Category 1. Bullying is infrequent and students feel safe.

- a. eSurvey question to students: "I feel safe when I'm at this school."

Category 2. Students respect each other.

- a. eSurvey question to students: "Students at my school get along with each other."

Category 3. Teachers and students respect each other.

- a. eSurvey question to both students and staff: "Students at this school respect their teachers."
- b. eSurvey question to students: "Teachers at this school treat me with respect."
- c. eSurvey question to staff: "Teachers at this school treat all students with respect."

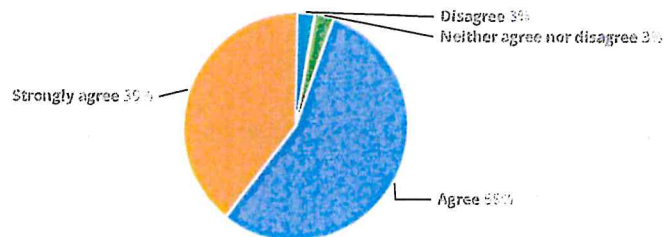
Category 4. Teachers and parents respect each other.

- a. eSurvey question to both staff and parents: "School staff members treat parents with respect."
- b. eSurvey question to both staff and parents: "Parents/guardians treat school staff with respect."

In the graphics below, the stakeholder group that responded is in parenthesis, and the number next to the question is how many respondents you had to that particular question. Add together the agree and strongly agree responses in the graph to know the percentage of responses that were positive.

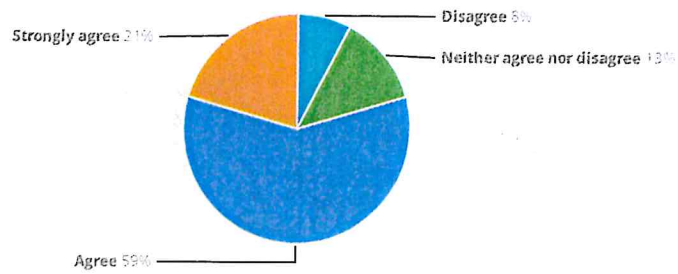
Category 1: Bullying is infrequent and I feel safe.

2025 I feel safe when I'm at this school. (Student) 38



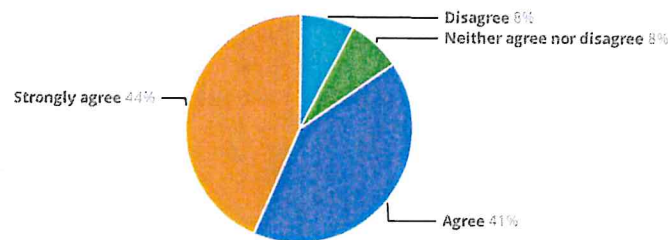
Category 2: Students respect each other.

2025 Students at my school get along with one another. (Student) 39

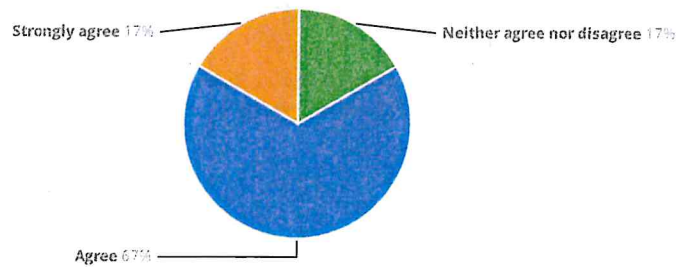


Category 3: Teachers and students respect each other. (For the sake of the SOC application, you only choose one question and one stakeholder group to report on, and you use that same measure each year; all responses are included here for the sake of understanding different stakeholders' perceptions.)

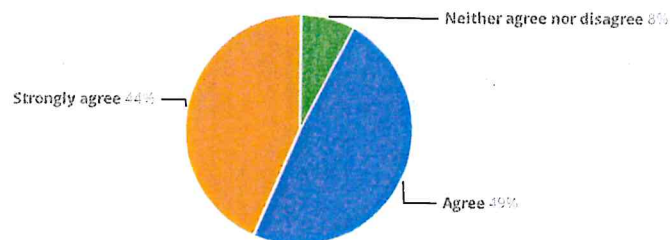
2025 Students at this school respect their teachers. (Students) 39



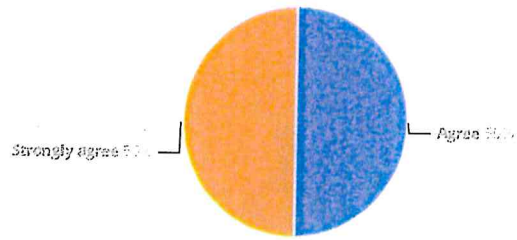
2025 Students at this school respect their teachers. (Staff) 6



2025 Teachers/adults at this school treat me with respect. (Students) 39

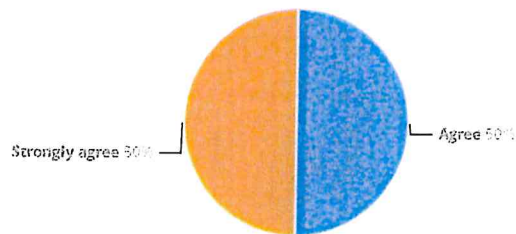


2025 Teachers/adults at this school treat all students with respect. (Staff) 5 7

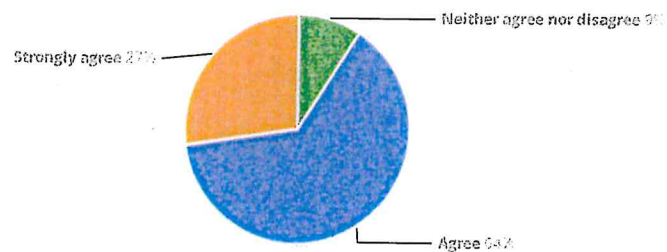


Category 4: Teachers and parents respect each other. (For the sake of the SOC application, you only choose one question and one stakeholder group to report on, and you use that same measure each year; all responses are included here for the sake of understanding different stakeholders' perceptions.)


2025 School staff members treat parents with respect. (Staff) 5 7



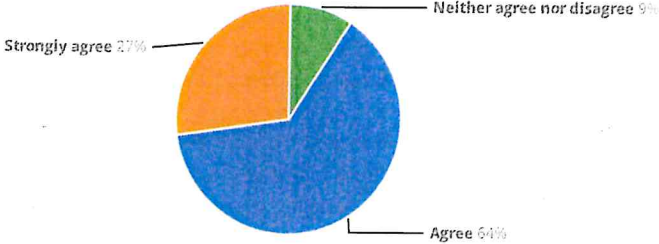
2025 School staff members treat me with respect. (Parents) 11 7



2025 Parents/guardians treat school staff with respect. (Staff) 5 7



2025 Parents/guardians treat school staff with respect. (Parents) 11 7



MSIP6 Questions

This page of the report contains responses to questions that were asked on the surveys to meet the data requirements for MSIP6, which are the three statements in bold. The following questions were asked of the required stakeholders:

The school system assures voices are heard and respected.

I feel comfortable speaking up when I have a question or concern. (Students)

Students in this school feel comfortable speaking up when they have a question or concern. (Staff)

My child feels comfortable speaking up at school when they have a question or concern. (Parents)

The school system provides school culture and climate data and reports periodically to all stakeholders.

The school shares results of culture and climate surveys (such as this one) with me. (Staff and Parents)

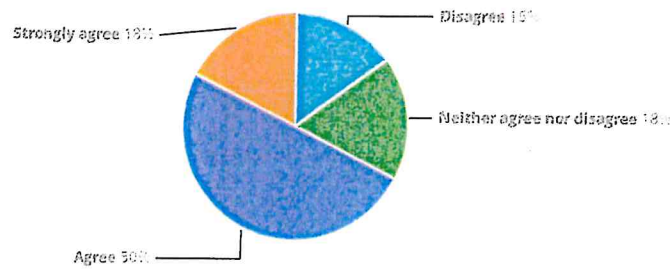
Culture and climate data is analyzed among staff and informs decisions about culture and climate efforts. (Staff)

Educator teams address positive learning environments.

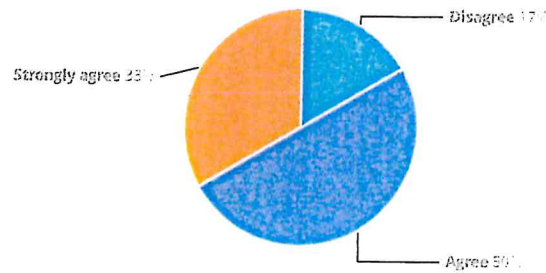
At this school, it is a priority to create a positive learning environment. (Staff)

The school system assures voices are heard and respected.

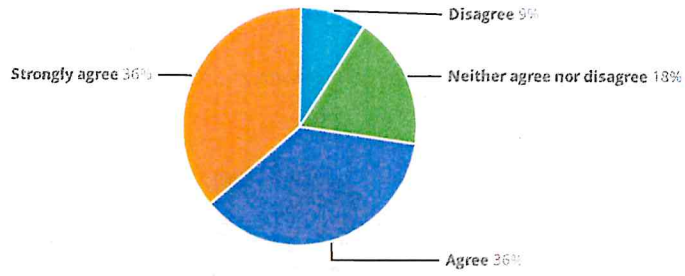
2025 Students: I feel comfortable speaking up when I have a question or concern. 45 ▾



2025 Staff: Students at this school feel comfortable speaking up when they have a question or concern. 5 ▾

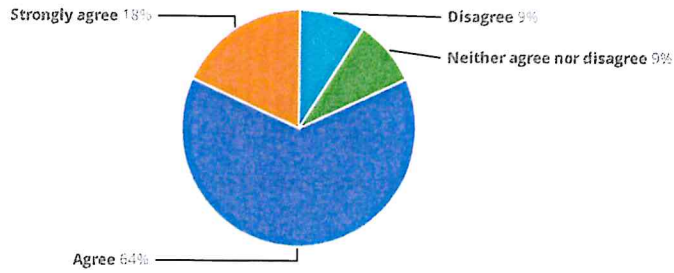


2025 Parents: My child feels comfortable speaking up at school when they have a question or concern. 11 7

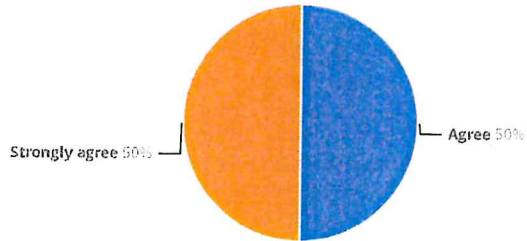


The school system provides school culture and climate data and reports periodically to all stakeholders.

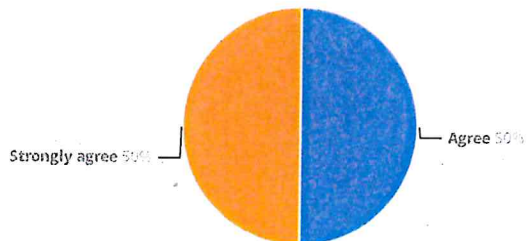
2025 Parents: The school shares the results of culture and climate surveys (such as this one) with me. 11 7



2025 Staff: The school shares the results of culture and climate surveys (such as this one) with me. 6 7



2025 Staff: Culture and climate data is analyzed among staff and informs decisions about culture and climate efforts. 6 7



Educator teams address positive learning environments.

2025 Staff: At this school, it is a priority to create a positive learning environment. ☺ ☹

